



M&Y SCREENER FOR FERTILIZER APPLICATION



MHG screener at site for fertilizer

MATERIAL FEATURES

Fertilizer include Urea, NPK, Prilled Urea, Granulated urea, DAP, MPA, Organic Fertilizer, Potassium Carbonate, Ammonium Nitrate, Ammonium carbonate, Ammonium sulfate, Bicarbonate, Potassium nitrate, Potassium, calcium phosphate, Poultry manure.

One major fertilizer is the granulated urea, as we know, the urea always is round and may be broken under strong force vibration force, so the gyratory motion screener is one good Choice for screening urea, because there is no vertical strong vibration force, so the gyratory motion on the plane will protect the urea particle.

The another major fertilizer is the compound fertilizer such as NPK material, for some NPK material is



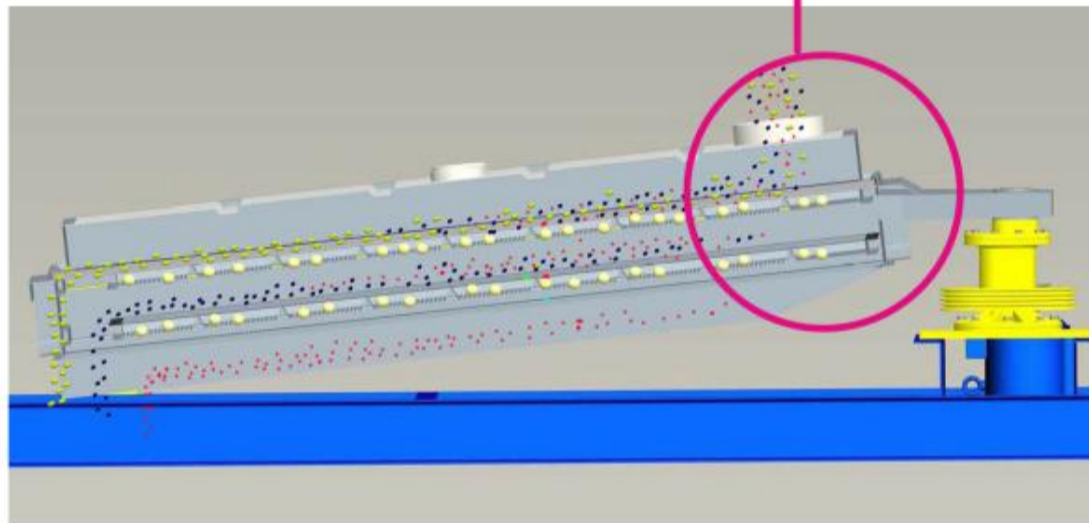
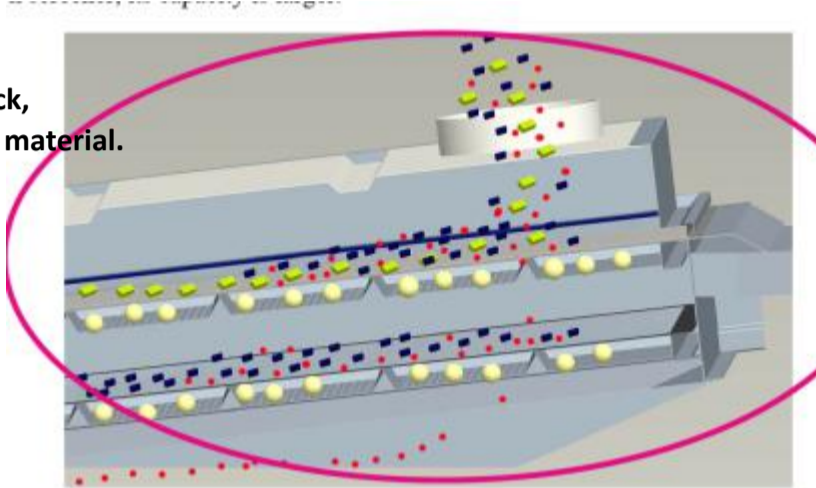
very sticky , it is easy to adhere to the mesh cloth, it will affect the screening effective when the blockage problem heavy, our MHG side doors access screener could solve the mesh blockage problem with self-cleaning balls, and it is also easy for mesh cleaning when the mesh be blocked

Working Principle


M series Gyrotary Screener is one kind precision screening equipment, it could screen particle shape material, powder material and irregularly shape material. Compare with other heavy duty screener, its screening precision is higher , compare with other precision screening equipment, its capacity is larger. So our M serial Gyrotary screener could meet the specific on large capacity and high screening precision.

The pictures show how the gyrotary screener work with two layer mesh deck, The screener could separate the material into three size specification scope material. Our M series gyrotary screener could be with 1-5 layer mesh deck.

Remark: Because the Screener deck with low slop angle ,so the projection size of the screener mesh aperture to ground is similar with the fact screen mesh aperture size, so the screened material could meet customer's request more.



Material flow motion path



When material fall into the inlet of the M series gyrotary screener, the baffle and distributor will distribute the material materials first,the material movement is the reciprocating gyrotary motion

Stage 1 When the material fall onto the gyrotary screener deck, the material will disperse soon until the material bed will cover screen mesh along the screen width.

Stage 2 The material bed thickness is suitable for screening after first stage material distribution, and the material movement path become the elliptical from circle, the most material screening work will be done in this stage.

Stage 3 After first two stage screening, the material screening work almost finished in this stage, the material movement path become linear from elliptical, the movement path distance will be short and the material will flow out from the outlet soon

...



MHG Gyratory Screener Installation Method



MHG series gyratory screens is similar with M serial gyratory screen such as the screening principle, screening efficiency and application, just except the screen deck structure.

In some customer application technical process, the customer need always renew the screens mesh, if the renew time for screening mesh is too long, or it is very difficult for replacing the screen mesh, it will take too much time for stopping the equipment work if replacing mesh for several times, so it will affect the production output at last, the MHG series gyratory screens is for solving above problem, and the MHG gyratory screen has following features:





MHG Gyratory Screen waiting for delivery in workshop

MHG Gyratory Screen at Sugar Screening site

MHG Gyratory Screener Major Structure

Screener Deck



The side door gyratory screener deck is one combination structure that consist of screener mesh , self-cleaning ball and support deck frame. The screener mesh be fixed on screener ball tray directly.

Mesh changing



The mesh fasten method

The mesh sheet is one independent one parts, it put on the ball tray
So the customer is easy to divide the mesh sheet and the ball tray, it save the mesh changing time

Replaceable Seal



Replaceable seal of the screener deck

The seal structure is one key factor for guaranteeing the screening precision, The MH model gyratory screener adopt replaceable model seal, it is easy to replace the seal when the seal worn-out

And the seal is endless model after glue, so it avoid the different layer material mix together



Clamp for side access door



This model clamp is one standard parts, the customer could open and close the side cover in short time

The fast clamp for top cover is adjustable, and it is easy to open and fasten




Inside mesh sheet

Each layer screen deck is consist of 2-8 single small plate, each screen sheet weight is within 10kgs, it is very safe for operating.

One layer-one screen mesh composed of many independent small screens plate, each weight and area of the small screens plate is half to 1/8 of the original whole screener plate .

So MHG gyratory Screens mesh changing work is very safe.



Relation between above deck and below deck

Above screener deck is not put on the below screener deck, so if changing the below mesh deck, do not need to move above mesh deck That means the customer could change any layer deck that they need




How to do the mesh sheet changing easily



1. Open the side access door

This step is easy, just open the clamp then open side access door



2. Pull out mesh sheet and ball tray

Release the fasten device of the ball tray, then pull out 1/2 to 1/3 width of the ball tray and mesh structure out the screener box, the other 2/3 of the mesh deck+ ball tray still in the screener box



3. Pull out the whole mesh sheet

Please pull out the whole mesh sheet structure out from the screener box, and do not need move the below ball tray

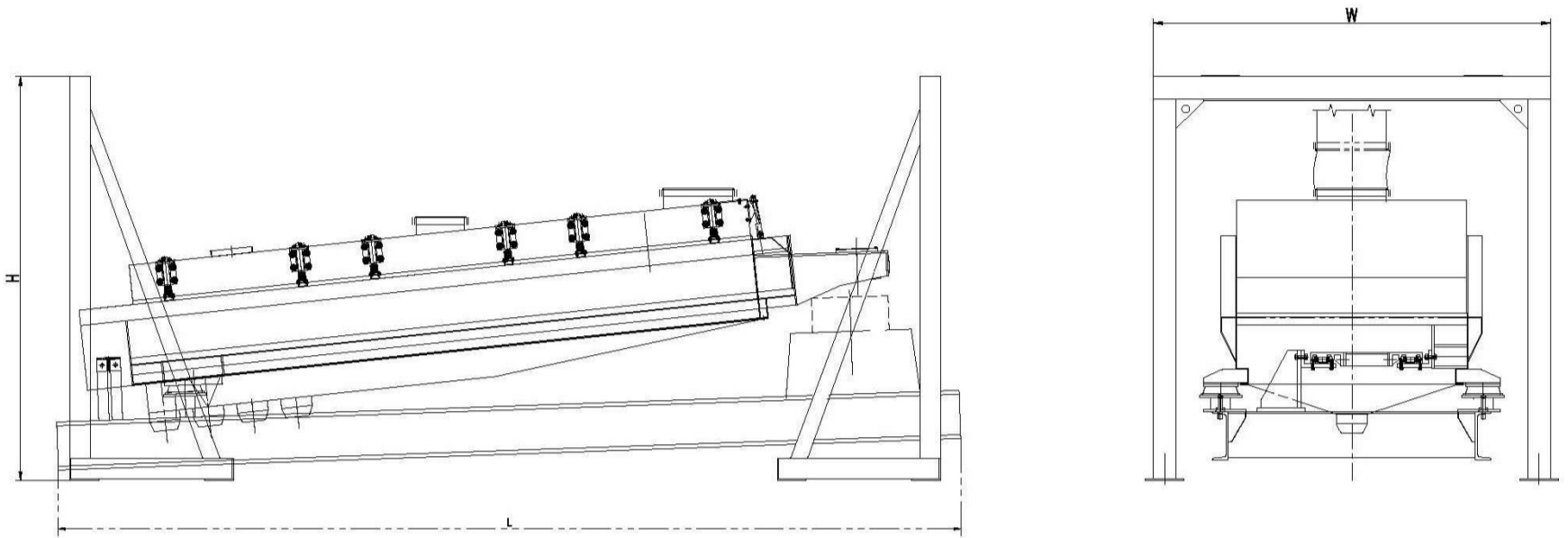


4. Put one new mesh sheet on the ball tray

Put one new mesh sheet on the ball tray and push the ball tray and mesh back into the screener box, then fasten the ball tray and close the side access door as one drawer, the mesh changing work finished



Dimension and Parameter



MHG Gyratory Screen Parameter									
Layer No.	Model	Requency	Storke	Mesh Area	Power	Outline (mm)			Equipment weight
		r/min	mm	M ²	kW	(L)	(W)	(H)	kg
1	MHG-B20	220-260	60	2	2.2	4120	1870	2100	2463
	MHG-C24	220-260	60	2.88	3	4614	2080	2100	2958
	MHG-D30	200-220	80	4.5	4	5530	2370	2200	3316
	MHG-E42	180-200	88	7.56	6.112	5612	2690	2200	4053
	MHG-F48	180-200	88	9.6	5.5	7198	2940	2300	4335
2	MHG-TB20	220-260	60	2	3	4120	1880	2100	2610
	MHG-TC24	220-260	60	2.88	4	4614	2080	2100	3177
	MHG-TD30	200-220	80	4.5	4	5530	2370	2200	3494
	MHG-TE42	180-200	88	7.56	5.5	6112	2690	2200	4413
	MHG-TF48	180-200	88	9.6	7.5	6998	2940	2300	4756
3	MHG-SC24	200-220	80	2.88	4	4614	2080	2200	3395
	MHG-SD30	180-200	88	4.5	5.5	5530	2370	2200	3872
	MHG-SE42	180-200	88	7.56	7.5	6112	2690	2200	4786
	MHG-SF48	180-200	88	9.6	11	7198	2940	2300	5337